

Signify Classified - Internal
Cooper Lighting Solutions Photometric Lab
1121 Highway 74 South
Peachtree City, GA 30269



Scaled data based on original data using
LM-79-08 Approved Method: Electrical and Photometric Measurements of Solid-
State Lighting Products

Test Report Prepared for
Cooper Lighting Solutions
(formerly Eaton)

Brand: STREETWORKS

Report Number: P867640

Luminaire Tested: **MEM2-HTN-SA-60-722-U-T3-HSS**

Issue Date: 08/21/2024



Test Information

Test Method: LM-79-08
Report Number: P867640
Test Lab: INNOVATION CENTER(G3)
Issue Date: 08/21/2024
Manufacturer: COOPER LIGHTING SOLUTIONS (FORMERLY EATON)
Product Line: STREETWORKS
Catalog Number: MEM2-HTN-SA-60-722-U-T3-HSS
Description: EPIC MODERN TALL HOUSING DISCRETE LED ARRAYS 60W 70CRI 2200K
FIXTURE w/ TYPE III DISTRIBUTION OPTIC AND HOUSE SIDE SHIELD
Light Source: (20) 2200K CCT, 70 CRI LEDS
Ballast/Driver: ELECTRONIC DRIVER

Summary

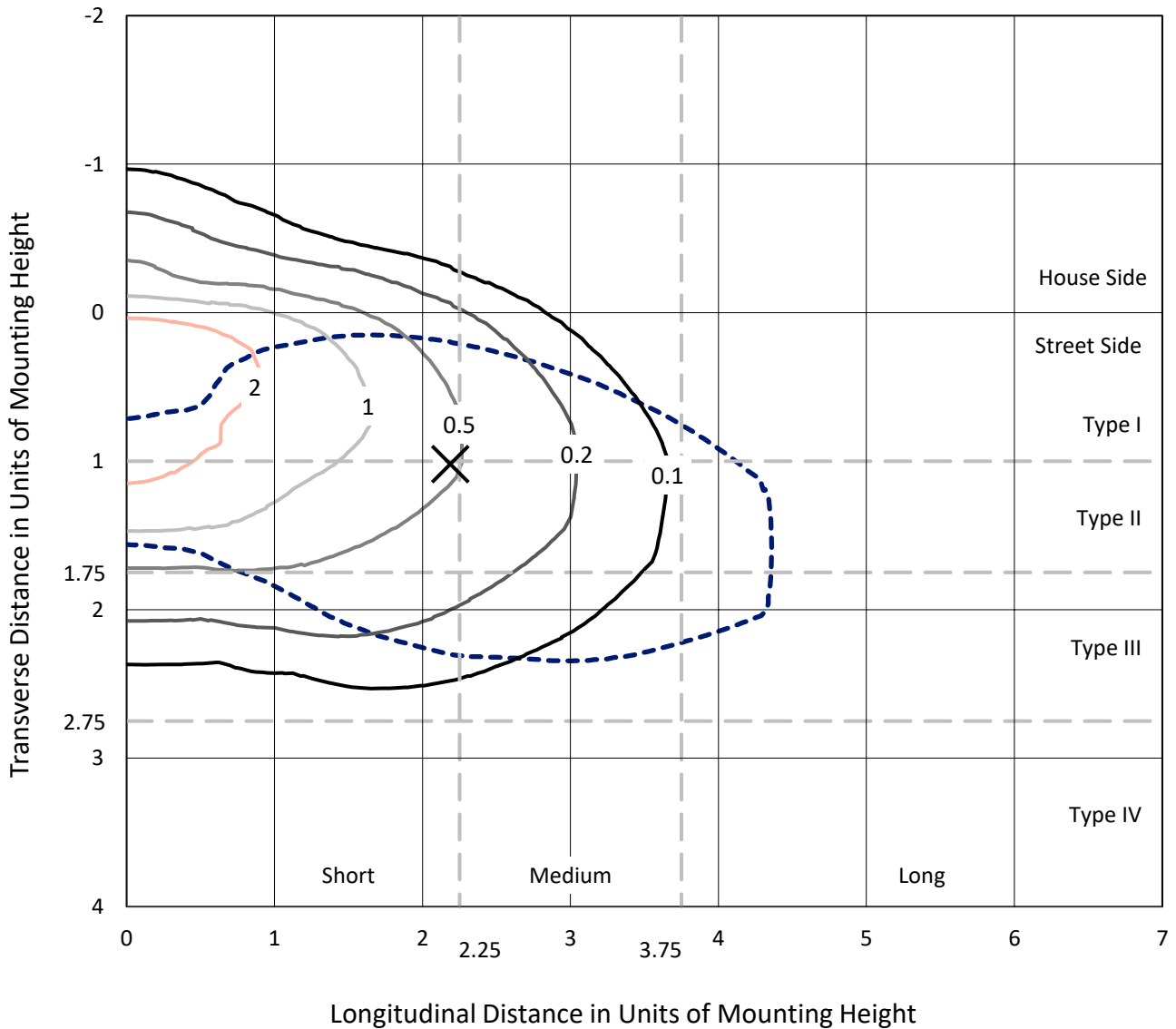
Lumens per Lamp: N/A
Luminaire Lumens: 5614.2 lumens
Efficiency: N/A
Efficacy: 92.0 lumens/watt
Luminous Opening: Rectangular (W 0.67' x L: 0.33' x H: 0')
IES Classification: Type III - Short
BUG Rating: B1 - U0 - G2

Input Watts (W): 61
Input Voltage (V): 120
Input Current (A_{in}): NR
Voltage Rise (V): NR
Power Factor: 0.99
Total Harmonic Distortion (THDi): 9.89%
Frequency (hertz): 60
Stabilization Time: NR
Operation Time: NR
Ambient Temperature (°C): NR
Test Distance: 24 FT

REPORT NUMBER: P867640
 CATALOG NUMBER: MEM2-HTN-SA-60-722-U-T3-HSS

Iso-Footcandle Lines of Horizontal Illumination

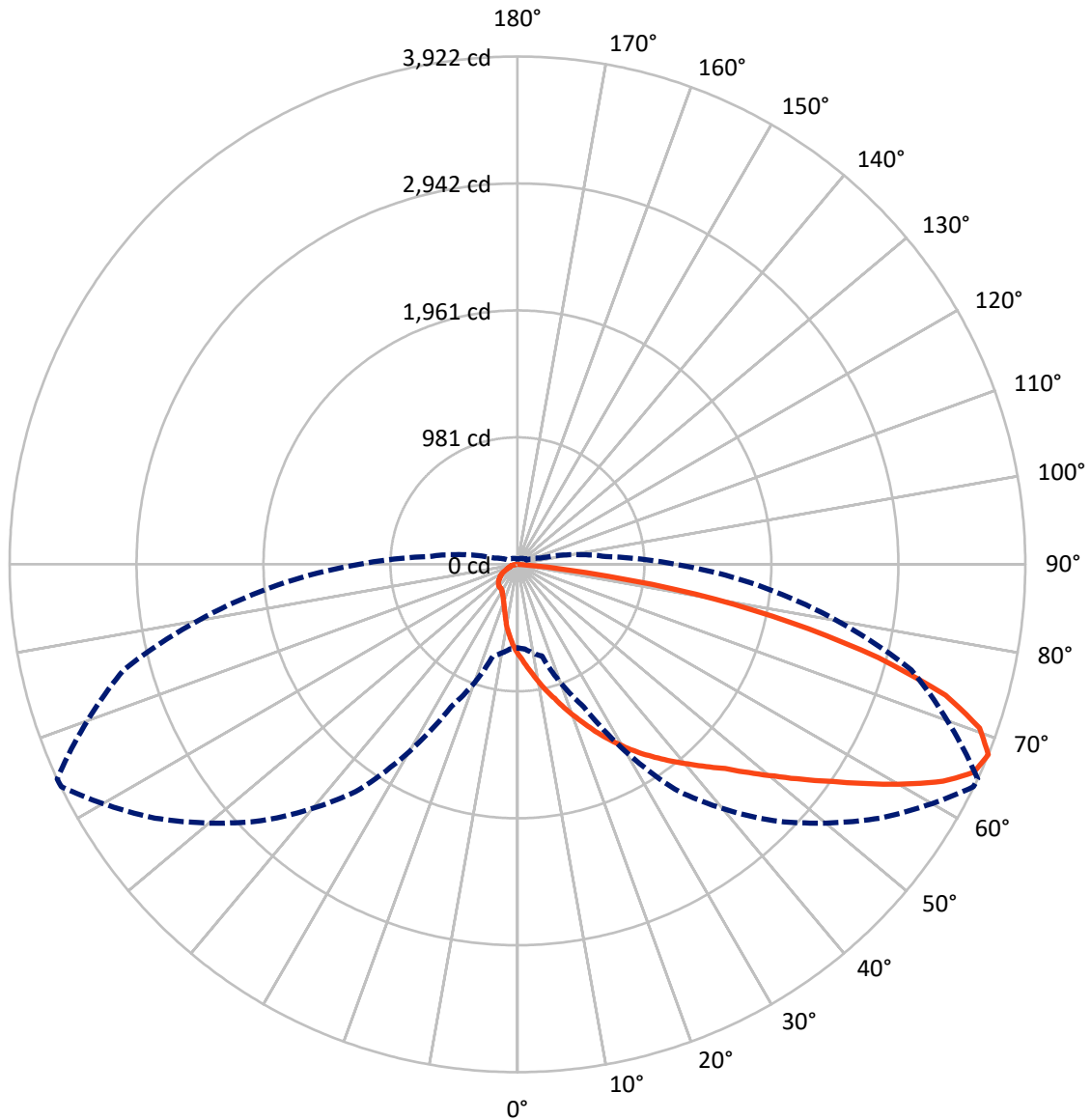
✕ Max cd
 - - - 1/2 Max cd



Based on 20 foot mounting height. Maximum calculated value = 3.2 fc
 Type III - Short - N/A

REPORT NUMBER: P867640
CATALOG NUMBER: MEM2-HTN-SA-60-722-U-T3-HSS

Luminous Intensity Polar Plot



— Vertical Plane Through 65-Deg Lateral - - - Horizontal Cone Through 67.5-Deg Vertical

REPORT NUMBER: P867640
 CATALOG NUMBER: MEM2-HTN-SA-60-722-U-T3-HSS

FLUX DISTRIBUTION:

		Downward	Upward	Total
House Side	Lumens	546.4	0.0	546.4
	% Fixture	9.7	0.0	9.7
Street Side	Lumens	5067.8	0.0	5067.8
	% Fixture	90.3	0.0	90.3
Total	Lumens	5614.2	0.0	5614.2
	% Fixture	100.0	0.0	100.0

Coefficient of Utilization

ZONAL LUMENS:

Zone	Lumens	% Fixture
0°-10°	67.9	1.2
10°-20°	225.3	4.0
20°-30°	410.0	7.3
30°-40°	634.5	11.3
40°-50°	959.2	17.1
50°-60°	1247.9	22.2
60°-70°	1231.0	21.9
70°-80°	749.3	13.3
80°-90°	89.1	1.6
90°-100°	0.0	0.0
100°-110°	0.0	0.0
110°-120°	0.0	0.0
120°-130°	0.0	0.0
130°-140°	0.0	0.0
140°-150°	0.0	0.0
150°-160°	0.0	0.0
160°-170°	0.0	0.0
170°-180°	0.0	0.0
0°-90°	5614.2	100.0
0°-180°	5614.2	100.0



REPORT NUMBER: P867640

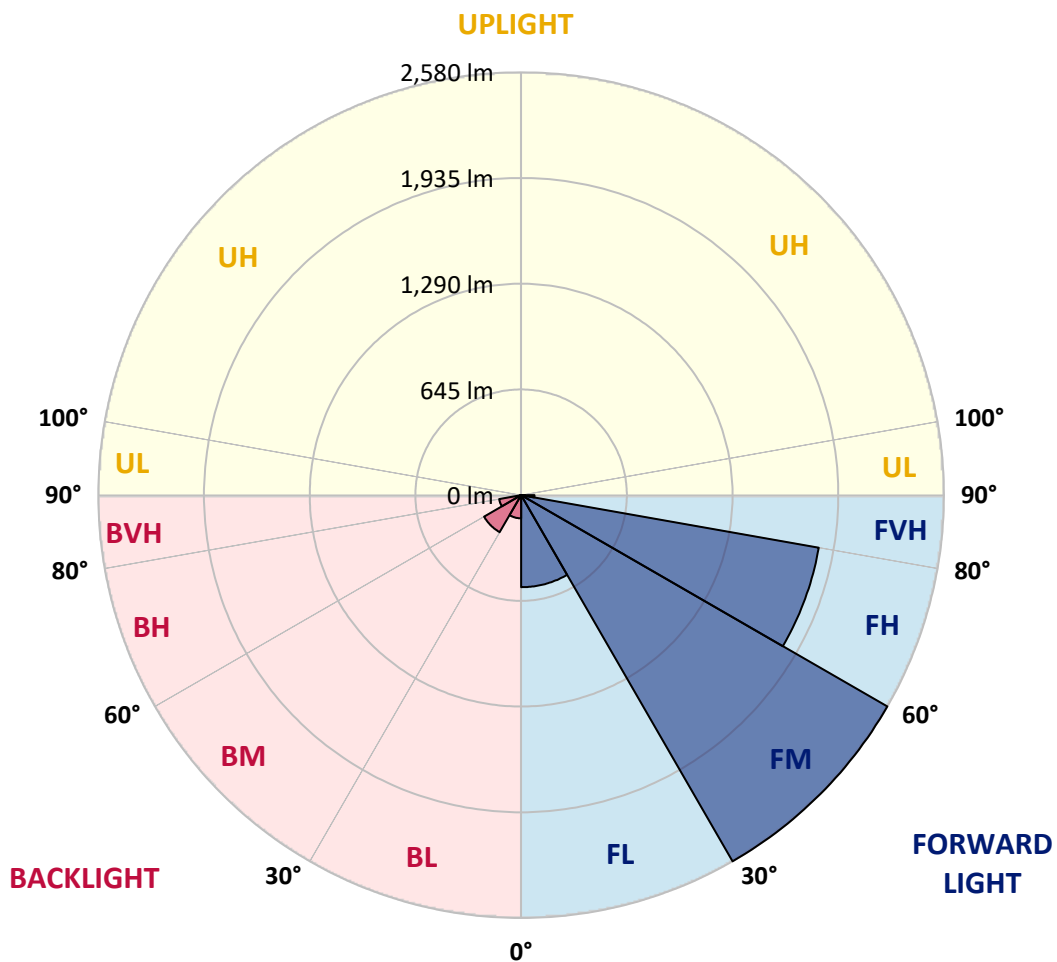
CATALOG NUMBER: MEM2-HTN-SA-60-722-U-T3-HSS

LUMINAIRE CLASSIFICATION SYSTEM LUMEN TABLE AND BUG RATING:

Zone	Lumens	% Fixture	Zone Rating/Lumen Limit		
			B	U	G
FL (0°-30°)	561.8	10.0			
FM (30°-60°)	2580.3	46.0			
FH (60°-80°)	1844.3	32.9			G2/5000
FVH (80°-90°)	81.4	1.5			G1/100
BL (0°-30°)	141.4	2.5	B1/500		
BM (30°-60°)	261.3	4.7	B1/1000		
BH (60°-80°)	136.1	2.4	B1/500		G1/500
BVH (80°-90°)	7.6	0.1			G0/10
UL (90°-100°)	0.0	0.0		U0/0	
UH (100°-180°)	0.0	0.0		U0/0	

BUG Rating: B1-U0-G2

Type III Short





REPORT NUMBER: P867640

CATALOG NUMBER: MEM2-HTN-SA-60-722-U-T3-HSS

CANDELA DISTRIBUTION (FULL):

	0°	5°	15°	25°	35°	45°	55°	64°	65°	75°	85°
0°	693.7	693.7	693.7	693.7	693.7	693.7	693.7	693.7	693.7	693.7	693.7
2.5°	810.7	804.3	809.1	797.9	785.1	775.4	756.2	740.2	738.6	722.6	705.0
5°	966.1	945.3	946.9	924.4	897.2	868.4	837.9	797.9	797.9	759.4	719.4
7.5°	1105.5	1102.3	1087.9	1052.6	1020.6	975.7	919.6	868.4	857.2	797.9	735.4
10°	1240.1	1235.3	1222.5	1195.2	1140.7	1091.1	1020.6	943.7	929.3	844.3	754.6
12.5°	1347.4	1349.0	1334.6	1312.2	1264.1	1204.8	1111.9	1015.8	1003.0	889.2	773.8
15°	1441.9	1440.3	1437.1	1417.9	1371.5	1317.0	1208.0	1095.9	1075.1	937.3	793.1
17.5°	1514.0	1510.8	1504.4	1488.4	1466.0	1413.1	1309.0	1180.8	1163.2	993.3	815.5
20°	1534.9	1533.3	1533.3	1544.5	1534.9	1502.8	1409.9	1268.9	1249.7	1052.6	845.9
22.5°	1573.3	1571.7	1570.1	1581.3	1587.7	1584.5	1504.4	1358.6	1341.0	1121.5	884.4
25°	1623.0	1619.8	1615.0	1626.2	1634.2	1653.4	1599.0	1464.4	1443.6	1201.6	922.8
27.5°	1688.7	1691.9	1685.5	1683.9	1683.9	1695.1	1682.3	1558.9	1539.7	1278.5	967.7
30°	1775.2	1780.0	1768.8	1760.8	1746.4	1744.8	1748.0	1664.7	1637.4	1361.8	1014.2
32.5°	1860.1	1864.9	1858.5	1847.3	1810.4	1796.0	1808.8	1754.4	1736.7	1453.2	1073.5
35°	1929.0	1940.2	1940.2	1917.8	1866.5	1858.5	1879.3	1842.5	1829.7	1560.5	1143.9
37.5°	2021.9	2028.3	2021.9	1980.3	1916.2	1925.8	1957.8	1935.4	1927.4	1675.9	1227.3
40°	2220.6	2228.6	2187.0	2087.6	1985.1	1996.3	2052.4	2039.6	2026.7	1789.6	1304.2
42.5°	2497.8	2478.6	2470.5	2249.4	2090.8	2084.4	2154.9	2137.3	2135.7	1905.0	1374.7
45°	2680.4	2686.8	2646.8	2436.9	2313.5	2193.4	2268.7	2262.3	2249.4	2021.9	1459.6
47.5°	2807.0	2792.6	2693.2	2592.3	2616.3	2336.0	2395.2	2411.3	2403.2	2154.9	1563.7
50°	2859.9	2845.4	2779.8	2712.5	2741.3	2499.4	2525.0	2577.9	2569.9	2289.5	1651.8
52.5°	2794.2	2776.6	2781.4	2799.0	2784.6	2627.6	2685.2	2768.5	2758.9	2446.5	1754.4
55°	2376.0	2422.5	2601.9	2781.4	2776.6	2725.3	2856.7	2978.4	2959.2	2609.9	1842.5
57.5°	1916.2	1941.8	2169.3	2654.8	2750.9	2807.0	3052.1	3202.7	3196.3	2773.3	1922.6
60°	1523.7	1550.9	1723.9	2392.0	2691.6	2891.9	3252.4	3451.1	3444.7	2938.4	1980.3
62.5°	1211.2	1211.2	1365.0	2013.9	2577.9	2941.6	3411.0	3701.0	3689.8	3071.4	1994.7
65°	871.6	882.8	998.1	1619.8	2393.6	2928.8	3487.9	3878.8	3872.4	3146.7	1964.3
67.5°	644.1	656.9	733.8	1214.4	2121.3	2800.6	3417.4	3918.9	3922.1	3148.3	1864.9
70°	503.1	506.3	564.0	844.3	1738.4	2515.4	3153.1	3785.9	3785.9	3069.8	1717.5
72.5°	382.9	386.1	435.8	575.2	1280.1	2079.6	2757.3	3433.4	3457.5	2861.5	1499.6
75°	296.4	302.8	336.5	413.4	802.7	1478.8	2265.5	2811.8	2877.5	2457.7	1235.3
77.5°	229.1	235.5	262.8	302.8	467.8	911.6	1592.6	2102.0	2161.3	1935.4	953.3
80°	184.2	187.5	205.1	227.5	283.6	469.4	972.5	1381.1	1398.7	1315.4	631.3
82.5°	84.9	91.3	110.5	125.0	141.0	217.9	415.0	511.1	533.5	522.3	259.6
85°	9.6	9.6	11.2	12.8	14.4	22.4	28.8	25.6	25.6	30.4	27.2
87.5°	0.0	0.0	0.0	1.6	3.2	3.2	4.8	4.8	4.8	4.8	4.8
90°	0.0	0.0	0.0	0.0	0.0	0.0	0.0	0.0	0.0	0.0	0.0



REPORT NUMBER: P867640

CATALOG NUMBER: MEM2-HTN-SA-60-722-U-T3-HSS

CANDELA DISTRIBUTION (continued):

	90°	95°	105°	115°	125°	135°	145°	155°	165°	175°	180°
0°	693.7	693.7	693.7	693.7	693.7	693.7	693.7	693.7	693.7	693.7	693.7
2.5°	695.3	684.1	663.3	645.7	629.7	613.6	605.6	586.4	581.6	584.8	573.6
5°	698.5	676.1	632.9	592.8	559.2	527.1	499.9	471.0	464.6	455.0	450.2
7.5°	703.4	669.7	602.4	539.9	488.7	442.2	408.6	386.1	368.5	363.7	362.1
10°	709.8	661.7	568.8	490.3	419.8	371.7	341.3	325.2	318.8	314.0	315.6
12.5°	714.6	653.7	536.7	434.2	365.3	322.0	307.6	294.8	291.6	290.0	290.0
15°	721.0	645.7	498.3	384.5	318.8	293.2	278.8	274.0	274.0	272.4	272.4
17.5°	729.0	639.3	466.2	346.1	291.6	267.6	261.2	254.7	254.7	254.7	253.1
20°	745.0	636.1	437.4	314.0	267.6	251.5	241.9	237.1	235.5	233.9	233.9
22.5°	761.0	636.1	405.3	290.0	251.5	233.9	224.3	219.5	217.9	217.9	217.9
25°	783.5	634.5	379.7	269.2	237.1	216.3	206.7	201.9	198.7	198.7	197.1
27.5°	809.1	634.5	357.3	253.1	221.1	200.3	189.1	184.2	179.4	179.4	177.8
30°	834.7	637.7	338.1	240.3	205.1	185.9	171.4	165.0	161.8	160.2	160.2
32.5°	868.4	647.3	325.2	230.7	190.7	171.4	157.0	150.6	147.4	145.8	145.8
35°	919.6	671.3	326.8	225.9	181.0	158.6	144.2	136.2	134.6	134.6	133.0
37.5°	974.1	693.7	331.6	222.7	171.4	149.0	134.6	126.6	125.0	125.0	125.0
40°	1020.6	713.0	338.1	221.1	163.4	139.4	126.6	120.2	117.0	117.0	117.0
42.5°	1067.0	724.2	339.7	216.3	158.6	131.4	120.2	113.8	110.5	112.2	112.2
45°	1113.5	732.2	334.9	209.9	153.8	125.0	113.8	107.3	104.1	104.1	104.1
47.5°	1169.6	749.8	326.8	200.3	150.6	120.2	107.3	100.9	99.3	99.3	99.3
50°	1225.7	764.2	320.4	189.1	142.6	113.8	102.5	94.5	92.9	92.9	92.9
52.5°	1272.1	770.6	312.4	174.6	134.6	107.3	96.1	88.1	84.9	84.9	84.9
55°	1307.4	772.2	301.2	163.4	123.4	100.9	89.7	81.7	78.5	76.9	76.9
57.5°	1336.2	770.6	290.0	152.2	113.8	92.9	81.7	75.3	70.5	68.9	68.9
60°	1352.2	765.8	274.0	137.8	100.9	84.9	75.3	67.3	64.1	62.5	62.5
62.5°	1342.6	753.0	251.5	115.4	91.3	76.9	68.9	62.5	57.7	56.1	56.1
65°	1297.8	727.4	222.7	94.5	81.7	68.9	62.5	56.1	49.7	48.1	48.1
67.5°	1219.2	684.1	184.2	80.1	75.3	62.5	56.1	49.7	44.9	41.7	41.7
70°	1110.3	626.4	144.2	68.9	67.3	57.7	51.3	44.9	40.1	36.8	36.8
72.5°	954.9	531.9	107.3	59.3	59.3	52.9	46.5	41.7	36.8	33.6	33.6
75°	772.2	402.1	81.7	54.5	52.9	48.1	41.7	36.8	33.6	30.4	30.4
77.5°	564.0	267.6	67.3	49.7	49.7	43.3	38.5	33.6	30.4	28.8	28.8
80°	342.9	153.8	48.1	38.5	38.5	36.8	32.0	28.8	27.2	24.0	22.4
82.5°	139.4	59.3	25.6	19.2	19.2	17.6	11.2	9.6	9.6	9.6	8.0
85°	14.4	9.6	6.4	4.8	4.8	4.8	3.2	3.2	3.2	3.2	3.2
87.5°	4.8	4.8	3.2	3.2	3.2	3.2	1.6	1.6	1.6	1.6	1.6
90°	0.0	0.0	0.0	0.0	0.0	0.0	0.0	0.0	0.0	0.0	0.0

LM-79-2019: Approved Method: Electrical and Photometric Measurements of Solid-State Lighting Products

Report Prepared for

Cooper Lighting Solutions

Streetworks

Report Number: SP1-2407-157-2

Test Date: 08/07/2024

Luminaire Tested: MEM2-HTN-SA-30-722-U-5WQ-2

Data in this report applies to families of products including MEM2-HTN-SA-30-722-U-5WQ-2

Test Information

Test Method: LM-79-2019
 Report Number: SP1-2407-157-2
 Test Lab: COOPER LIGHTING SOLUTIONS
 Photometer: SP1 - 76IN SPHERE
 Measurement Geometry: 4π
 Issue Date: 08/20/2024
 Manufacturer: COOPER LIGHTING SOLUTIONS
 Product Line: Streetworks
 Catalog Number: **MEM2-HTN-SA-30-722-U-5WQ-2**
 Description: Epic Modern Light Square 30W 5WQ Optic and Flare Trim

Spectral Parameters

CCT (K): 2253
 CIE u': 0.2868
 CIE v': 0.5332
 Duv: -0.0014
 CIE x: 0.4974
 CIE y: 0.4110
 CIE z: 0.0915
 Peak Wavelength (nm): 603
 Dominant Wavelength (nm): 587
 Purity: 72.69432
 Rf: 76.9
 Rg: 92.7

CRI (Ra):	70.6		
R1:	68.4	R9:	-36.0
R2:	88.7	R10:	78.2
R3:	85.4	R11:	61.0
R4:	63.5	R12:	74.2
R5:	69.0	R13:	72.8
R6:	88.9	R14:	92.2
R7:	68.5	R15:	58.0
R8:	32.0		



Test Conditions

Stabilization Time: 29M
 Operation Time: 1H 29M
 Sphere Temperature (°C): 24.1

REPORT NUMBER: SP1-2407-157-2

Measurement and Test Equipment			
Instrument	Identification Number	Calibration Date	Calibration Due Date
Photometer	IN0058	6/18/2024	12/18/2024
Power Meter	INXT2011004	2/8/2024	2/8/2025
AC Power Source	IN0063	10/24/2023	10/24/2024
DC Power Source	IN0208	10/24/2023	10/24/2024
Sphere Thermometer	IN0085	10/24/2023	10/24/2024
Room Thermometer	IN0046	10/24/2023	10/24/2024

REPORT NUMBER: SP1-2407-157-2

CIE 1931 Chromaticity Diagram



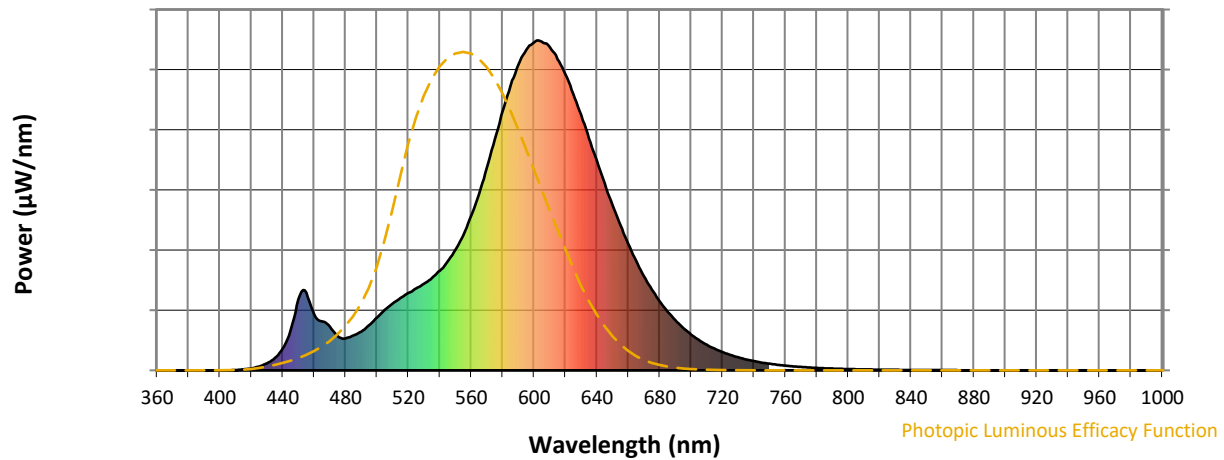
CIE 1931 Chromaticity Diagram with 2017 ANSI 7-Step and 4-Step Quadrangles



Point lies inside the ANSI 2200K 4-step quadrangle

REPORT NUMBER: SP1-2407-157-2

Photopic Flux vs. Wavelength



Photopic Lumens: NR

λ (nm)	Power W [^] /nm	Lumens (ϕ /nm)	λ (nm)	Power W [^] /nm	Lumens (ϕ /nm)	λ (nm)	Power W [^] /nm	Lumens (ϕ /nm)	λ (nm)	Power W [^] /nm	Lumens (ϕ /nm)	λ (nm)	Power W [^] /nm	Lumens (ϕ /nm)
360	0	NR	490	117	NR	620	896	NR	750	20	NR	880	0	NR
365	0	NR	495	137	NR	625	838	NR	755	17	NR	885	0	NR
370	0	NR	500	160	NR	630	774	NR	760	14	NR	890	0	NR
375	0	NR	505	183	NR	635	704	NR	765	12	NR	895	0	NR
380	0	NR	510	202	NR	640	635	NR	770	10	NR	900	0	NR
385	0	NR	515	219	NR	645	565	NR	775	9	NR	905	0	NR
390	0	NR	520	235	NR	650	501	NR	780	7	NR	910	0	NR
395	0	NR	525	249	NR	655	440	NR	785	6	NR	915	0	NR
400	0	NR	530	263	NR	660	383	NR	790	5	NR	920	0	NR
405	0	NR	535	281	NR	665	332	NR	795	5	NR	925	0	NR
410	1	NR	540	302	NR	670	286	NR	800	4	NR	930	0	NR
415	3	NR	545	331	NR	675	245	NR	805	3	NR	935	0	NR
420	6	NR	550	366	NR	680	210	NR	810	3	NR	940	0	NR
425	12	NR	555	411	NR	685	178	NR	815	3	NR	945	0	NR
430	21	NR	560	469	NR	690	152	NR	820	2	NR	950	0	NR
435	38	NR	565	536	NR	695	129	NR	825	2	NR	955	0	NR
440	66	NR	570	614	NR	700	109	NR	830	2	NR	960	0	NR
445	122	NR	575	701	NR	705	92	NR	835	1	NR	965	0	NR
450	215	NR	580	785	NR	710	77	NR	840	1	NR	970	0	NR
455	236	NR	585	863	NR	715	66	NR	845	1	NR	975	0	NR
460	170	NR	590	928	NR	720	55	NR	850	1	NR	980	0	NR
465	148	NR	595	971	NR	725	47	NR	855	1	NR	985	0	NR
470	132	NR	600	994	NR	730	40	NR	860	1	NR	990	0	NR
475	104	NR	605	996	NR	735	33	NR	865	1	NR	995	0	NR
480	97	NR	610	979	NR	740	28	NR	870	1	NR	1000	0	NR
485	105	NR	615	943	NR	745	24	NR	875	0	NR			

REPORT NUMBER: SP1-2407-157-2

Scotopic Flux vs. Wavelength



Scotopic Lumens: NR

S/P: 0.96

λ (nm)	Power W [^] /nm	Lumens (φ/nm)	λ (nm)	Power W [^] /nm	Lumens (φ/nm)	λ (nm)	Power W [^] /nm	Lumens (φ/nm)	λ (nm)	Power W [^] /nm	Lumens (φ/nm)	λ (nm)	Power W [^] /nm	Lumens (φ/nm)
360	0	NR	490	117	NR	620	896	NR	750	20	NR	880	0	NR
365	0	NR	495	137	NR	625	838	NR	755	17	NR	885	0	NR
370	0	NR	500	160	NR	630	774	NR	760	14	NR	890	0	NR
375	0	NR	505	183	NR	635	704	NR	765	12	NR	895	0	NR
380	0	NR	510	202	NR	640	635	NR	770	10	NR	900	0	NR
385	0	NR	515	219	NR	645	565	NR	775	9	NR	905	0	NR
390	0	NR	520	235	NR	650	501	NR	780	7	NR	910	0	NR
395	0	NR	525	249	NR	655	440	NR	785	6	NR	915	0	NR
400	0	NR	530	263	NR	660	383	NR	790	5	NR	920	0	NR
405	0	NR	535	281	NR	665	332	NR	795	5	NR	925	0	NR
410	1	NR	540	302	NR	670	286	NR	800	4	NR	930	0	NR
415	3	NR	545	331	NR	675	245	NR	805	3	NR	935	0	NR
420	6	NR	550	366	NR	680	210	NR	810	3	NR	940	0	NR
425	12	NR	555	411	NR	685	178	NR	815	3	NR	945	0	NR
430	21	NR	560	469	NR	690	152	NR	820	2	NR	950	0	NR
435	38	NR	565	536	NR	695	129	NR	825	2	NR	955	0	NR
440	66	NR	570	614	NR	700	109	NR	830	2	NR	960	0	NR
445	122	NR	575	701	NR	705	92	NR	835	1	NR	965	0	NR
450	215	NR	580	785	NR	710	77	NR	840	1	NR	970	0	NR
455	236	NR	585	863	NR	715	66	NR	845	1	NR	975	0	NR
460	170	NR	590	928	NR	720	55	NR	850	1	NR	980	0	NR
465	148	NR	595	971	NR	725	47	NR	855	1	NR	985	0	NR
470	132	NR	600	994	NR	730	40	NR	860	1	NR	990	0	NR
475	104	NR	605	996	NR	735	33	NR	865	1	NR	995	0	NR
480	97	NR	610	979	NR	740	28	NR	870	1	NR	1000	0	NR
485	105	NR	615	943	NR	745	24	NR	875	0	NR			

REPORT NUMBER: SP1-2407-157-2

Melanopic Flux vs. Wavelength



Melanopic Lumens: NR

M/P: 1.71

λ (nm)	Power W ² /nm	Lumens (φ/nm)	λ (nm)	Power W ² /nm	Lumens (φ/nm)	λ (nm)	Power W ² /nm	Lumens (φ/nm)	λ (nm)	Power W ² /nm	Lumens (φ/nm)	λ (nm)	Power W ² /nm	Lumens (φ/nm)
360	0	NR	490	117	NR	620	896	NR	750	20	NR	880	0	NR
365	0	NR	495	137	NR	625	838	NR	755	17	NR	885	0	NR
370	0	NR	500	160	NR	630	774	NR	760	14	NR	890	0	NR
375	0	NR	505	183	NR	635	704	NR	765	12	NR	895	0	NR
380	0	NR	510	202	NR	640	635	NR	770	10	NR	900	0	NR
385	0	NR	515	219	NR	645	565	NR	775	9	NR	905	0	NR
390	0	NR	520	235	NR	650	501	NR	780	7	NR	910	0	NR
395	0	NR	525	249	NR	655	440	NR	785	6	NR	915	0	NR
400	0	NR	530	263	NR	660	383	NR	790	5	NR	920	0	NR
405	0	NR	535	281	NR	665	332	NR	795	5	NR	925	0	NR
410	1	NR	540	302	NR	670	286	NR	800	4	NR	930	0	NR
415	3	NR	545	331	NR	675	245	NR	805	3	NR	935	0	NR
420	6	NR	550	366	NR	680	210	NR	810	3	NR	940	0	NR
425	12	NR	555	411	NR	685	178	NR	815	3	NR	945	0	NR
430	21	NR	560	469	NR	690	152	NR	820	2	NR	950	0	NR
435	38	NR	565	536	NR	695	129	NR	825	2	NR	955	0	NR
440	66	NR	570	614	NR	700	109	NR	830	2	NR	960	0	NR
445	122	NR	575	701	NR	705	92	NR	835	1	NR	965	0	NR
450	215	NR	580	785	NR	710	77	NR	840	1	NR	970	0	NR
455	236	NR	585	863	NR	715	66	NR	845	1	NR	975	0	NR
460	170	NR	590	928	NR	720	55	NR	850	1	NR	980	0	NR
465	148	NR	595	971	NR	725	47	NR	855	1	NR	985	0	NR
470	132	NR	600	994	NR	730	40	NR	860	1	NR	990	0	NR
475	104	NR	605	996	NR	735	33	NR	865	1	NR	995	0	NR
480	97	NR	610	979	NR	740	28	NR	870	1	NR	1000	0	NR
485	105	NR	615	943	NR	745	24	NR	875	0	NR			

Summary

$R_f = 76.9$
 $R_g = 92.7$
 CIE $R_a = 70.6$
 $R_9 = -36.0$



Color Vector Graphics



Individual Sample Fidelity Index ($R_{f,i}$)

CES01 = 87	CES26 = 76	CES51 = 88	CES76 = 78
CES02 = 65	CES27 = 94	CES52 = 85	CES77 = 75
CES03 = 32	CES28 = 93	CES53 = 80	CES78 = 79
CES04 = 72	CES29 = 81	CES54 = 86	CES79 = 82
CES05 = 51	CES30 = 91	CES55 = 83	CES80 = 81
CES06 = 52	CES31 = 83	CES56 = 77	CES81 = 51
CES07 = 44	CES32 = 75	CES57 = 75	CES82 = 92
CES08 = 42	CES33 = 88	CES58 = 76	CES83 = 88
CES09 = 29	CES34 = 88	CES59 = 84	CES84 = 90
CES10 = 79	CES35 = 94	CES60 = 91	CES85 = 65
CES11 = 62	CES36 = 90	CES61 = 82	CES86 = 48
CES12 = 68	CES37 = 97	CES62 = 91	CES87 = 76
CES13 = 45	CES38 = 98	CES63 = 86	CES88 = 78
CES14 = 75	CES39 = 97	CES64 = 70	CES89 = 61
CES15 = 72	CES40 = 94	CES65 = 71	CES90 = 80
CES16 = 48	CES41 = 95	CES66 = 71	CES91 = 80
CES17 = 51	CES42 = 89	CES67 = 70	CES92 = 51
CES18 = 57	CES43 = 80	CES68 = 74	CES93 = 68
CES19 = 74	CES44 = 99	CES69 = 84	CES94 = 44
CES20 = 68	CES45 = 83	CES70 = 72	CES95 = 66
CES21 = 88	CES46 = 81	CES71 = 75	CES96 = 75
CES22 = 81	CES47 = 88	CES72 = 89	CES97 = 76
CES23 = 92	CES48 = 73	CES73 = 68	CES98 = 72
CES24 = 92	CES49 = 82	CES74 = 85	CES99 = 63
CES25 = 73	CES50 = 87	CES75 = 80	



Color Rendition by Hue-Angle Bin



Measure Comparisons



(END OF REPORT)